


T Panel mounting switch

1P to 12P

Size 3

A 200|250|315




Technical information



According to IEC/EN 60947-3
UL508 - CAN/CSA C22.2 N° 14

According to IEC 60947-3			T200	T250	T315
Rated thermal current	Ith	A	200	250	315
Rated insulation voltage	Ui	V	690	690	690
Rated impulse withstand voltage	Uimp	kV	8	8	8
AC rated operational current	Ie	Ue 415V AC21A	A	200	315
		Ue 415V AC22A	A	200	315
	Ue 690V AC21A	A	200	220	250
	Ue 690V AC22A	A	200	200	200
	3x240V AC23A	kW	55	67	75
	3x240V AC3	kW	45	54	61
	3x240V AC4	kW	15	18	20
	1x240V AC3	kW	22	22	22
	1x240V AC4	kW	7,5	9	10
	3x415V AC23A	kW	90	115	130
AC rated operational power (Rated operational frequency 50/60 Hz)	Pe	3x415V AC3	kW	75	108
		3x415V AC4	kW	22	28
	1x400V AC3	kW	37	47	53
	1x400V AC4	kW	11	14	16
	3x500V AC23A	kW	110	130	145
	3x500V AC3	kW	90	106	118
	3x500V AC4	kW	22	26	29
	3x690V AC23A	kW	132	155	175
	3x690V AC3	kW	110	129	145
	3x690V AC4	kW	22	25	29
Rated conditional short-circuit current		kA	25	15	15
Rated maximum current	gL-gG	A	200	250	315
Rated breaking capacity	400V; cos φ=0,45	A	1450	2000	2240
Rated short-time withstand current (1 sec)		A	4400	4400	4400
Mechanical durability (thousand of operations)			1000	1000	1000
Rigid copper conductor		mm ²	95	120	185
Flexible copper conductor		mm ²	95	120	185
According to UL508 - CAN / CSA C22.2 N° 14			T200	T250	T315
Rated thermal current	Ith	A	200	200	200
General use rating		Vac	600	600	600
AC rated operational power		HP	60	60	60
	3x240V	HP	60	60	60
	3x480V	HP	75	75	75
	3x600V	HP	60	60	60

Normal service conditions:
Ambient air temperature (°C): -5°...+40°. Maximum altitude: 2.000 m. Maximum humidity: 90%. Pollution degree: 3 (standard for industrial applications). Rated frequency at AC utilization categories: 50/60 Hz.
Rated duties at utilization categories AC21A, AC22A and AC23A: Continuing (8 hours); uninterrupted.
Rated duties at utilization categories AC3 and AC4: Intermittent; temporary.



Series | Amp

- T-00200
- T-00250
- T-00315

Diagram

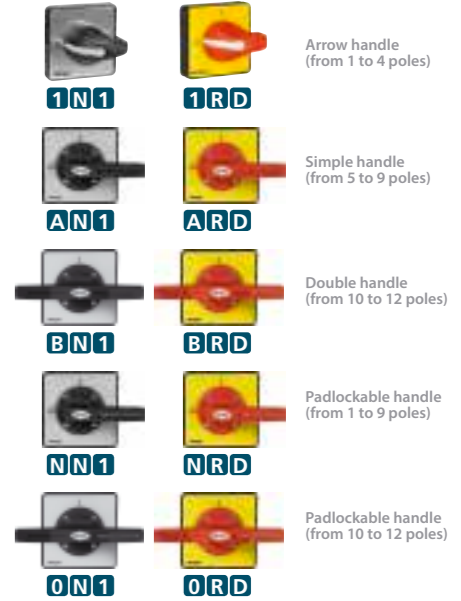
Posit.	0	1	Chambers
1	X	00010	1
2	X	00011	1
3	X	00012	2
4	X	00013	2
5	X	01075	3
6	X	01076	3
7	X	01077	4
8	X	01078	4
9	X	01079	5
10	X	01010	5
11	X	01011	6
12	X	01012	6

Type

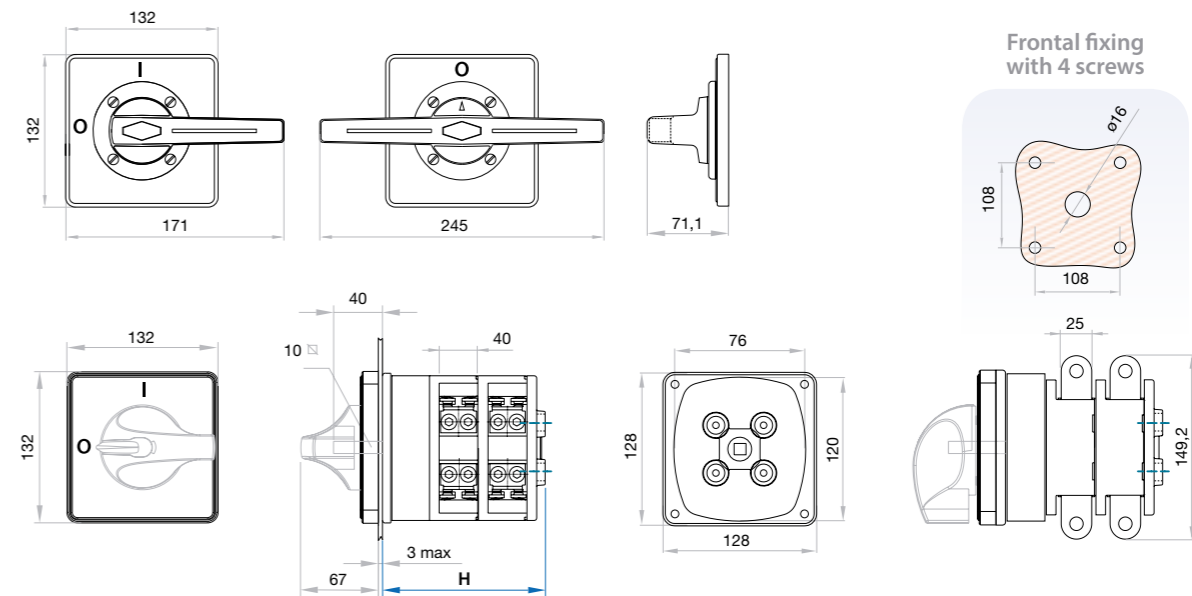
Model or fixing



Plate and handle



Dimensions (mm)



Frontal fixing with 4 screws

Terminal extensions according to UL

UL Terminal Lug

T series	Chambers	1	2	3	4	5	6		
T200	T250	T315	H	95	135	175	215	255	295

Wire size	Wires per lug	Wire type	kit reference
150 mm ² / 300 kcmil	1	Cu/Al	DS-TL01 (2 pieces)

Note: The hardware needed to complete the wiring is supplied as standard.