

Palazzoli

General
Catalogue



2019/2020

Palazzoli



CHIAREZZA DELLA FUNZIONE
SEMPLICITÀ DI PROGETTO
QUALITÀ DELLA MANIFATTURA

CLARITY OF FUNCTION
PROJECT SIMPLICITY
QUALITY OF MANUFACTURE





ALUPRES series distribution boxes are a range of products with thick walls made of aluminium alloy for heavy duty uses with IP55 and IP67 protection rating and resistant to UV rays. The system is composed of different sizes with ecological anticorrosion passivation with fluoro-zirconium and finished with hot-polymerised non-toxic polyester paint. All the boxes are complete with back plate made of zinc-tropicalised steel sheet and can be accessorised with blind or windowed cover. The boxes are available in versions totally blind suitable to be drilled with threaded holes, or with window on the sides that allows for modular combinations or to be accessorised with blind or threaded flanges or junctions available in the range.



Compliance with standards	IEC/EN 602208 IEC/EN 60670-1
Material	Aluminium alloy
Surface treatment	Passivation with fluoro-zirconium treatment
Paint	Hot-polymerised non-toxic polyester
Protection rating (IP according to IEC/EN 60529)	IP55 - IP67
Colour	RAL5012 (cover) RAL7035 (base)
Impact resistance (IK grade according to IEC/EN 62262)	IK10
Insulation class	I
Storage temperature	-50°C - +90°C
Operating temperature	-40°C - +90°C



Resistance to chemical agents

WATER	SALINE SOLUTION	ACIDS		BASES		SOLVENTS			
		CONCENTRATED	DILUTED	CONCENTRATED	DILUTED	ALCOHOL	ACETONE	PERCHLORO-ETHYLENE	BENZENE
↑	↑	↓	→	→	↑	↑	↑	↑	↑
OILS		FATS		AMMONIA	OXIDISERS	INORGANIC SALTS	GASOLINE	DETERGENTS	U.V. RAYS
MINERAL	VEGETABLE	ANIMAL	SYNTHETIC						
↑	↑	↑	↑	↑	→	↑	↑	↑	↑

Legend: ↑ high resistance → partial resistance ↓ low resistance




Junction boxes
in aluminium alloy
with back plate
IP67

Outer dimensions (mm)	Window type	Palazzoli code	Pack Qty
92x92x42	blind walls	511110*	1
	blind walls	511210	1
125x125x63	F1	511212	1
	F1	511214	1
	blind walls	511220	1
185x125x63	E1	511222	1
	F2	511224	1
252x125x63	E1	511232	1
	F2	511234	1
155x155x63	blind walls	521210	1
	F1	521214	1
	blind walls	511310	1
185x185x95	E3	511312	1
	F3	511314	1
	blind walls	511320	1
252x185x95	E3	511322	1
	F4	511324	1

Outer dimensions (mm)	Window type	Palazzoli code	Pack Qty
220x220x95	F3	521314	1
252x252x140	E5	511412	1
	F5	511414	1
	blind walls	511420	1
315x252x140	E5	511422	1
	F5	511424	1
507x252x140	E5	511452	1
295x295x105	F4	521414	1
	blind wall	511512	1
315x315x140	blind wall	511514	1
	F5	511612	1
373x373x140	blind wall	511614	1
	F6	511632	1
507x373x140	F6	511634	1
	F6	511642	1
630x373x140	F6	511822	1
	F6	511824	1

Equipment included: free windows with gaskets in non-ageing elastomer and screws for applying accessories or for coupling with other boxes.
*Box without back plate.
Features: boxes with dimensions 155x155 and larger are rated IP55.

Technical accessories:





Blind covers low
for ALUPRES boxes
IP67

For boxes with dimensions (mm)	Cover height (mm)	Palazzoli code	Pack Qty
92x92	23	515111	1
125x125	10	515200	1
185x125	25	515221	1
155x155	10	525200	1
185x185	10	515300	1
220x220	13	525300	1
252x252	25	515411	1
507x252	53	515453	1
295x295	18	525410	1
315x315	53	515512	1
373x373	25	515610	1
507x373	53	515632	1
630x373	53	515642	1
630x507	53	515822	1

Equipment included: complete with non-ageing gasket and captive stainless steel fixing screws.

Features: covers with dimensions 155x155 and larger are IP55.



Blind covers high
for ALUPRES boxes
IP67

For boxes with dimensions (mm)	Cover height (mm)	Palazzoli code	Pack Qty
92x92	35	515112	1
125x92	50	515124	1
185x92	50	515144	1
125x125	50	515214	1
185x125	50	515224	1
252x125	50	515234	1
185x185	50	515313	1
252x185	57	515323	1
252x252	57	515413	1
315x252	53	515423	1
373x373	80	515613	1
507x373	165	515637	1
630x373	127	515645	1

Equipment included: complete with non-ageing gasket and captive stainless steel fixing screws.

Features: the height of the cover allows to insert MCCB inside. Covers with dimensions 155x155 and larger are rated IP55.



Covers with transparent window and DIN rail
for ALUPRES boxes
IP67




For boxes with dimensions (mm)	Height (mm)	No. of DIN modules	Palazzoli code	Pack Qty
125x125	80	4	518204	1
185x125	80	6.5	518206	1
185x185	80	7.5	518207	1
252x125	80	9	518209	1
252x185	80	11	518211	1

Equipment included: complete with non-ageing gasket and captive stainless steel fixing screws and DIN rail.

Features: when fitted in the box they allow the installation of modular devices. Covers with dimensions 155x155 and larger are rated IP55. Padlockable lid and with tamper-proof screw.



Control units
in aluminium alloy
for wall-mounting
IP67

Dimensions (mm)	Window type	No. of DIN modules	Power dissipation (W)	Palazzoli code	Pack Qty
125x125	 Blind walls	4	13	512204	1
185x125	 Blind walls	6.5	15	512206	1
252x185	 Blind walls	11	20	512211	1

Features: padlockable lid and with tamper-proof screw.



Blind covers hinged low
for ALUPRES boxes
IP55

For boxes with dimensions (mm)	Cover height (mm)	Palazzoli code	Pack Qty
185x185	64	516314	1
252x185	64	516324	1
252x252	64	516414	1
315x252	72	516424	1
507x252	72	516454	1
373x373	40	516611	1
373x373	72	516613	1
507x373	40	516631	1
507x373	140	516636	1
630x373	68	516643	1
630x507	68	516823	1
630x507	140	516826	1

Equipment included: complete with non-ageing gasket and captive stainless steel fixing screws.
Features: the hinge makes it easier to reach the inside of the enclosure.













Blind covers for floor
for pedestrian traffic
for ALUPRES boxes
IP55

For boxes with dimensions (mm)	Outer dimensions (mm)	Palazzoli code	Pack Qty
125x125x63	145x145x15	519210	1
155x155x63	177x177x16,5	529210	1
185x185x95	207x207x16,5	519310	1
220x220x95	245x245x20	529310	1
295x295x105	325x325x22	529410	1
373x373x140	405x405x25	519610	1

Equipment included: complete with non-ageing gasket and captive stainless steel fixing screws.



Junction boxes
in aluminium alloy
with back plate
and blind cover
IP67

Outer dimensions (mm)	Window type	Palazzoli code	Pack Qty
92x92x66	 blind walls	150006	1
92x92x66		150001	1
125x125x73	 blind walls	150016	1
125x125x73		150011	1
155x155x73	 blind walls	150026	1
155x155x73		150021	1
185x185x105		150031	1
220x220x107		150041	1
295x295x121		150051	1
373x373x165		150061	1

Equipment included: free windows with gaskets in non-ageing elastomer and screws for applying accessories or for coupling with other boxes. Earth screws inside and outside the box.
Features: boxes with dimensions 155x155 and larger are rated IP55.

Technical accessories:





Blind flanges flat in steel
for windowed walls
IP67

For windows	Projection (mm)	Palazzoli code	Pack Qty
F0 (insulating material)	5	540030	1
F1 (insulating material)	6	540031	5
F0	2.5	540090	5
F1	5.5	540091	5
F2	5.5	540032	1
F3	6	540033	2
F4	6	540034	2
F5	7	540035	2
F6	8	540036	1

Uses: they close unused windows. Holes can be drilled for applying cable glands.



Flanges flat in aluminium alloy with **metric threading**
for windowed walls
IP67

For windows	Threading type	Projection (mm)	Palazzoli code	Pack Qty
F0	M25	18	541050	1
F1	M25	18	541055	1
F1	M32	51	540180	1
F2	M32	51	540185	1
F2	M40	51	540186	1
F3	M40	51	540190	1
F4	M40	51	540193	1
F5	M50	51	540195	1

Technical accessories:



page 163



Blind flanges raised
in aluminium alloy
for windowed walls
IP67

For windows	Projection (mm)	Palazzoli code	Pack Qty
F1	32	540061	1
F2	32	540062	1
F3	50	540063	1
F4	50	540064	1
F5	80	540065	1
F6	80	540066	1

Uses: they close unused windows. They facilitate the wiring as they increase the internal volume of the enclosure.



Flanges in aluminium alloy
with **gas threading**
and **cable gland**
for windowed walls
IP67

For windows	Threading type	Entry cable diameter (mm)	Projection (mm)	Palazzoli code	Pack Qty
F0 (insulating material)	1/2"	8-13	23	541010	1
F0 (insulating material)	3/4"	9-17	29	541020	1
F0	1/2"	9-12	31	541080	1
F0	3/4"	9-17	33	541090	1
F0	1"	17-20	34	541030	1
F1	1/2"	8-13	29	541011	1
F1	3/4"	10-18	33	541021	1
F1	1"	14-19	63	540151	1
F1	1" 1/4	22-26	63	540141	1
F2	1"	18-20	63	540152	1
F2	1" 1/4	25-26	64	540142	1
F3	1" 1/2	32-35	82	540153	1
F4	1" 1/2	32-35	88	540154	1
F5	2"	42-44	124	540145	1
F6	2" 3/4	57-58	154	540156	1

Uses: suitable for entry with threaded pipes. They facilitate the wiring as they increase the internal volume of the enclosure.



Flanges in aluminium alloy with **double thread gas** and **cable gland** for windowed entries **IP67**

For windows	Threading type	Entry cable diameter (mm)	Projection (mm)	Palazzoli code	Pack Qty
F0	1/2"	8-13	36	541040	1
F1	3/4"	12-16	57	540161	1
F2	1"	18-20	62	540162	1
F3	1" 1/4	25-26	79	540163	1
F4	1" 1/2	32-35	124	540164	1
F5	2"	42-44	154	540165	1

Uses: suitable for entry with threaded pipes.



One way junction box in aluminium alloy for windowed walls

For windows	Projection (mm)	For cable Ø (mm)	Palazzoli code	Pack Qty
F1	70	26	544031	1
F2	90	26	544022	1
F3	110	42	544033	1
F4	140	54	544034	1
F5	160	65	544035	1
F6	250	80	544036	1

Uses: suitable for entry with unthreaded pipes or cables.



One way junction box 90° angled in aluminium alloy for windowed walls

For windows	Projection (mm)	Internal hole Ø (mm)	Palazzoli code	Pack Qty
F1	53	32	545081	1
F2	74	32	545082	1
F3	83	54	545083	1
F4	93	60	545084	1
F5	137	65	545085	1
F6	137	65	545086	1

Uses: suitable for entry with unthreaded pipes or cables.



Reducers in steel for windows **IP67**

Shape	Reducer type from window	Reducer type to window	Thickness (mm)	Palazzoli code	Pack Qty
	F1	F0	3	547010	1
	F2	F0	4	547020	1
	F2	F1	4	547021	1
	F3	F0	4	547030	1
	F3	F1	4	547031	1
	F3	F2	4	547032	1
	F3	2xF0	5	547300	1
	F4	F1	4	547041	1
	F4	F2	4	547042	1
	F4	F3	4	547043	1
	F4	F1+F0	6	547410	1
	F4	2xF1	5	547411	1
	F5	F3	5	547053	1
	F5	F4	5	547054	1
	F6	F3	5	547063	1
	F6	F4	5	547064	1
	F6	F5	5	547065	1
	F5	F1	5	547151	1
	F5	F2	5	547152	1
	F6	F1	5	547161	1
F6	F2	5	547162	1	

Uses: boxes and socket-outlets can be interfaced with different windows.

Features: codes 547151, 547152, 547161, 547162 are only used to couple the boxes to the flanges with cable gland.

Technical accessories:



page 119

page 155



Supports for flush-mounting at **90°** of straight sockets and plugs **IP65**

Support base dimensions (mm)	Installable sockets/plugs	Box window	Palazzoli code	Pack Qty
200x133	63A	F5	472947	1
200x133	125A	F5	472948	1

Equipment included: 4 stainless steel screws for fixing the socket or the plug.

Technical accessories:



page 47

page 49

page 155

The background of the entire page is a vibrant blue space-themed image. It features a view of the Earth from space, with the sun rising over the horizon, creating a bright lens flare effect. The Italian peninsula is clearly visible on the Earth's surface. A network of glowing blue lines and dots, resembling a constellation or a digital network, is overlaid on the scene. The Palazzoli logo is positioned at the top center.

Palazzoli

— excellence —
FROM ITALY

Palazzoli S.p.A
25128 Brescia - Italy - Via F. Palazzoli, 31
Tel +39 030 2015.1
Fax +39 030 2015.258
www.palazzoli.com
export@palazzoli.com
