


Data Sheet | Item Number: 857-1432

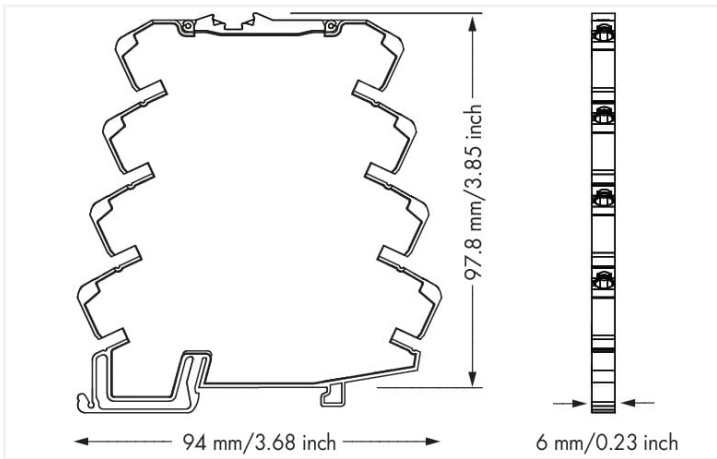
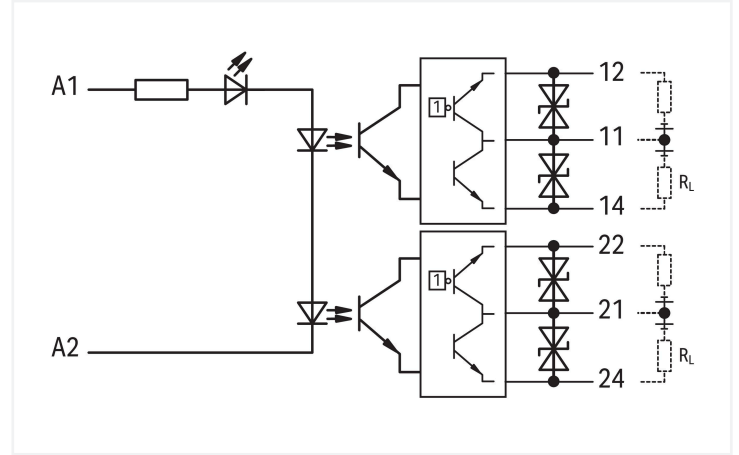
Optocoupler module; 2-port; Nominal input voltage: 24 VDC; Output voltage range: 9 ... 60 VDC; Limiting continuous current: 0.5 A; 2 changeover contacts; Yellow status indicator; Module width: 6 mm; light gray



<https://www.wago.com/857-1432>



Color: ■ light gray



Dimensions in mm

Notes

Note

Optocouplers and solid state relays are designed for use in signal processing networks that are not supplied directly by the low-voltage power supply network.

Technical data

Control circuit

Nominal input voltage U_N	DC 24 V
Input voltage range (low level)	DC 0 ... 5 V
Input voltage range (high level)	DC 16.8 ... 30 V
Nominal input current at U_N	6 mA

Load circuit

Circuit type	2-way 3-wire connection High-side switching
Limiting continuous current	0.5 A
Nominal output voltage	DC 24 V
Output voltage range	DC 9 ... 60 V
Voltage drop	≤ 1.5 VDC
Leakage current at rated voltage	≤ 1.5 mA
Switching current (min.)	0.5 mA
Turn-on time	≤ 25 μ s
Turn-off time	≤ 250 μ s
Switching frequency	≤ 1.5 kHz

Signaling

Status indicator	Yellow LED
------------------	------------

Safety and protection

Rated Voltage	300 V
Overvoltage category	II
Pollution degree	2
Dielectric strength (control/load circuit) (AC, 1 min)	3.5 kVrms
Dielectric strength (channel/channel) (AC, 1 min.)	3.5 kVrms
Dielectric strength (load/load circuit) (AC, 1 min)	3.5 kVrms
Insulation type (control/load circuit)	Basic insulation
Insulation type (load/load circuit)	Reinforced insulation (safe isolation)
Insulation type (between adjacent devices of the same type)	Reinforced insulation (safe isolation)
Insulation type (to adjacent devices of different types)	Basic insulation
Protection type	IP20

Connection data

Connection technology	Push-in CAGE CLAMP®
Solid conductor	0.34 ... 2.5 mm ² / 22 ... 14 AWG
Fine-stranded conductor	0.34 ... 2.5 mm ² / 22 ... 14 AWG
Fine-stranded conductor; with insulated ferrule	0.34 ... 1.5 mm ² / 22 ... 16 AWG
Strip length	9 ... 10 mm / 0.35 ... 0.39 inches

Physical data

Width	6 mm / 0.236 inches
Height	94 mm / 3.701 inches
Depth from upper-edge of DIN-rail	97.8 mm / 3.85 inches

Mechanical data

Mounting type	DIN-35 rail
Mounting position	horizontal (standing/lying); vertical

Material data

Note (material data)	Information on material specifications can be found here
Color	light gray
Insulation material (main housing)	Polyamide (PA66)
Flammability class per UL94	V0
Fire load	0.363 MJ
Weight	33 g

Environmental requirements

Ambient temperature (operation at U _N)	-25 ... +70 °C
Ambient temperature (storage)	-40 ... +70 °C
Processing temperature	-25 ... +50 °C
Temperature range of connection cable	≥ (T _{ambient} + 30 K)
Relative humidity	5 ... 85 % (no condensation permissible)
Operating altitude (max.)	2000 m

Standards and specifications

Standards/specifications	EN 61000-6-2 EN 61000-6-3 EN 61373 EN 61010-2-201 UL 508 (max. 70 °C/0.3 A)
--------------------------	---

Commercial data

eCl@ss 10.0	27-26-15-03
eCl@ss 9.0	27-26-15-03
ETIM 9.0	EC001504
ETIM 8.0	EC001504
PU (SPU)	25 (1) pcs
Packaging type	Box
Country of origin	DE
GTIN	4050821884651
Customs tariff number	85365005000

Environmental Product Compliance

CAS-No.	1303-86-2 7439-92-1
REACH Candidate List Substance	Diboron trioxide Lead
RoHS Compliance Status	Compliant,With Exemption
RoHS Exemption	6(c) 7(a) 7(c)-I 7(c)-II
SCIP notification number (Bulgaria)	a07c1000-6d77-4e95-84de-473d52de767a
SCIP notification number (Czech Republic)	fe656947-df5d-4be5-bc8b-4966ca772092

Approvals / Certificates

General approvals



Approval	Standard	Certificate Name
EAC GZO Almaty Standart	TP TC 020/2011	EAC CoC 03081
UL Underwriters Laboratories Inc. (ORDINARY LOCATIONS)	UL 508	E175199 Sec.4

Downloads

Environmental Product Compliance

Compliance Search	
Environmental Product Compliance 857-1432	↓

Documentation

Bid Text			
857-1432	19.02.2019	xml 3.80 KB	↓
857-1432	20.02.2019	docx 15.95 KB	↓

CAD/CAE-Data

CAD data	
2D/3D Models 857-1432	↓

CAE data	
EPLAN Data Portal 857-1432	↓
WSCAD Universe 857-1432	↓
ZUKEN Portal 857-1432	↓

1 Compatible Products

1.1 Optional Accessories

1.1.1 Ferrule

1.1.1.1 Ferrule






























<p>Item No.: 216-241 Ferrule; Sleeve for 0.5 mm² / 20 AWG; insulated; electro-tin plated; electrolytic copper; gastight crimped; acc. to DIN 46228, Part 4/09.90; white</p>	<p>Item No.: 216-242 Ferrule; Sleeve for 0.75 mm² / 18 AWG; insulated; electro-tin plated; electrolytic copper; gastight crimped; acc. to DIN 46228, Part 4/09.90; gray</p>	<p>Item No.: 216-243 Ferrule; Sleeve for 1 mm² / AWG 18; insulated; electro-tin plated; electrolytic copper; gastight crimped; acc. to DIN 46228, Part 4/09.90; red</p>	<p>Item No.: 216-244 Ferrule; Sleeve for 1.5 mm² / AWG 16; insulated; electro-tin plated; electrolytic copper; gastight crimped; acc. to DIN 46228, Part 4/09.90; black</p>

1.1.2 Jumper

1.1.2.1 Jumper


<p>Item No.: 281-482 Jumper; 2-way; insulated; gray</p>	<p>Item No.: 859-410/000-006 Jumper; for jumper slot; 10-way; insulated; blue</p>	<p>Item No.: 859-410 Jumper; for jumper slot; 10-way; insulated; light gray</p>	<p>Item No.: 859-410/000-005 Jumper; for jumper slot; 10-way; insulated; red</p>
<p>Item No.: 859-410/000-029 Jumper; for jumper slot; 10-way; insulated; yellow</p>	<p>Item No.: 859-402/000-006 Jumper; for jumper slot; 2-way; insulated; blue</p>	<p>Item No.: 859-402 Jumper; for jumper slot; 2-way; insulated; light gray</p>	<p>Item No.: 859-402/000-005 Jumper; for jumper slot; 2-way; insulated; red</p>

1.1.2.1 Jumper


 Item No.: 859-402/000-029 Jumper; for jumper slot; 2-way; insulated; yellow	 Item No.: 859-403/000-006 Jumper; for jumper slot; 3-way; insulated; blue	 Item No.: 859-403 Jumper; for jumper slot; 3-way; insulated; light gray	 Item No.: 859-403/000-005 Jumper; for jumper slot; 3-way; insulated; red
 Item No.: 859-403/000-029 Jumper; for jumper slot; 3-way; insulated; yellow	 Item No.: 859-404/000-006 Jumper; for jumper slot; 4-way; insulated; blue	 Item No.: 859-404 Jumper; for jumper slot; 4-way; insulated; light gray	 Item No.: 859-404/000-005 Jumper; for jumper slot; 4-way; insulated; red
 Item No.: 859-404/000-029 Jumper; for jumper slot; 4-way; insulated; yellow	 Item No.: 859-405/000-006 Jumper; for jumper slot; 5-way; insulated; blue	 Item No.: 859-405 Jumper; for jumper slot; 5-way; insulated; light gray	 Item No.: 859-405/000-005 Jumper; for jumper slot; 5-way; insulated; red
 Item No.: 859-405/000-029 Jumper; for jumper slot; 5-way; insulated; yellow	 Item No.: 859-406/000-006 Jumper; for jumper slot; 6-way; insulated; blue	 Item No.: 859-406 Jumper; for jumper slot; 6-way; insulated; light gray	 Item No.: 859-406/000-005 Jumper; for jumper slot; 6-way; insulated; red
 Item No.: 859-406/000-029 Jumper; for jumper slot; 6-way; insulated; signal yellow	 Item No.: 859-407/000-006 Jumper; for jumper slot; 7-way; insulated; blue	 Item No.: 859-407 Jumper; for jumper slot; 7-way; insulated; light gray	 Item No.: 859-407/000-005 Jumper; for jumper slot; 7-way; insulated; red
 Item No.: 859-407/000-029 Jumper; for jumper slot; 7-way; insulated; yellow	 Item No.: 859-408/000-006 Jumper; for jumper slot; 8-way; insulated; blue	 Item No.: 859-408 Jumper; for jumper slot; 8-way; insulated; light gray	 Item No.: 859-408/000-005 Jumper; for jumper slot; 8-way; insulated; red
 Item No.: 859-408/000-029 Jumper; for jumper slot; 8-way; insulated; yellow	 Item No.: 859-409/000-006 Jumper; for jumper slot; 9-way; insulated; blue	 Item No.: 859-409 Jumper; for jumper slot; 9-way; insulated; light gray	 Item No.: 859-409/000-005 Jumper; for jumper slot; 9-way; insulated; red
 Item No.: 859-409/000-029 Jumper; for jumper slot; 9-way; insulated; yellow			

1.1.3 Marking

1.1.3.1 Double marker carrier

 Item No.: 209-128 Adaptor; gray
--

1.1.3.2 Group marker carrier

 Item No.: 249-105 Group marker carrier; gray

1.1.3.3 Marker



Item No.: 209-183
Marker; white



Item No.: 793-5501
WMB marking card; as card; for terminal block width 5 - 17.5 mm; stretchable 5 - 5.2 mm; plain; snap-on type; white



Item No.: 793-502
WMB marking card; as card; MARKED; 1 ... 10 (10x); not stretchable; Horizontal marking; snap-on type; white



Item No.: 793-566
WMB marking card; as card; MARKED; 1 ... 50 (2x); not stretchable; Horizontal marking; snap-on type; white



Item No.: 793-503
WMB marking card; as card; MARKED; 11 ... 20 (10x); not stretchable; Horizontal marking; snap-on type; white



Item No.: 793-504
WMB marking card; as card; MARKED; 21 ... 30 (10x); not stretchable; Horizontal marking; snap-on type; white



Item No.: 793-505
WMB marking card; as card; MARKED; 31 ... 40 (10x); not stretchable; Horizontal marking; snap-on type; white



Item No.: 793-506
WMB marking card; as card; MARKED; 41 ... 50 (10x); not stretchable; Horizontal marking; snap-on type; white



Item No.: 793-501
WMB marking card; as card; not stretchable; plain; snap-on type; white



Item No.: 2009-115
WMB-Inline; for Smart Printer; 1500 pieces on roll; stretchable 5 - 5.2 mm; plain; snap-on type; white

1.1.3.4 Marking device



Item No.: 210-110
Fiber-tip pen

1.1.3.5 Marking strip



Item No.: 2009-110
Marking strips; for Smart Printer; on reel; not stretchable; plain; snap-on type; white

1.1.3.6 Protective marker cover



Item No.: 209-184
Protection cover; transparent

1.1.4 Tool


1.1.4.1 Operating tool



Item No.: 210-720
Operating tool; Blade: 3.5 x 0.5 mm; with a partially insulated shaft; multicoloured


Installation Notes

Conductor termination



Conductor termination

Commoning



Easy commoning using adjacent jumpers

Marking



Marking via WMB Multi Marking System.