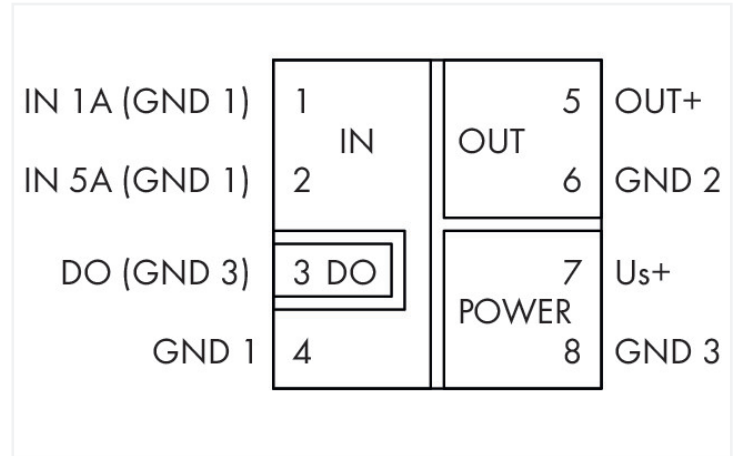



Data Sheet | Item Number: 857-550

Current signal conditioner; Current input signal; Current and voltage output signal; Digital output; Configuration via software; Supply voltage: 24 VDC; 6 mm module width; 2,50 mm²



<https://www.wago.com/857-550>



857-550
DIP Switch Adjustability

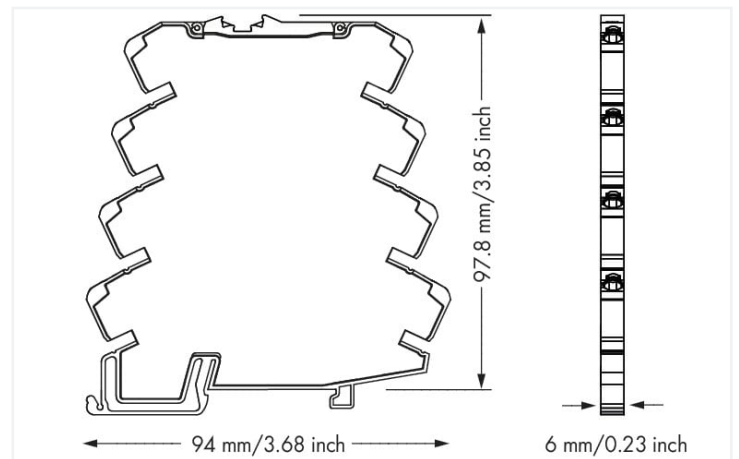
DIP Switch S1

Input Signal	Measurement Method	Filter	Output Signal
5 A	Mean square value	off	0...20 mA
• 1 A	• Arithmetic mean value	• active	• 4...20 mA
			• 0...10 V
			• 2...10 V
			• 0...10 mA
			• 2...10 mA
			• 0...5 V
			• 1...5 V

Filter:
The filter function allows a low-pass filter to be switched on in order to mask or "smooth out" oscillating measured values (e.g., during trailing edge flows).

DIP Switch S1

Measurement Range Underflow	Measurement Range Overflow	Overcurrent (Input Signal - End Value + 20%)	Digit Output DO Signaling
Lower limit of measurement range -5 %*	Upper limit of measurement range +2.5 %*	Upper limit of measurement range +5 %*	DO not active
• Lower limit of measurement range	• Upper limit of measurement range	• Upper limit of measurement range	• DO U+ switching
• Lower limit of measurement range	• Upper limit of measurement range	• Lower limit of measurement range	• DO GND switching
• Lower limit of measurement range	• Upper limit of measurement range	• Upper limit of measurement range	*acc. to NAMUR NE 43



Dimensions in mm

Short description:

WAGO's current signal conditioner measures both 0–1 A and 0–5 A AC/DC currents, converting the input signal to an standard analog signal at the output.

Features:

- PC configuration interface
- True RMS measurement or arithmetic mean value
- Digital switching output (configurable switching thresholds)
- Switchable filter function
- Calibrated measurement range switching
- 3-way electrical isolation with 2.5 kV test voltage
- Extremely fast response times
- Measurement range overflow indication

Notes

Note	Additional setting options via WAGO Interface Configuration Software or WAGO Interface Configuration App
------	--

Technical data

Configuration

Configuration options	WAGO Interface Configuration Software WAGO Interface Configuration App DIP switch
-----------------------	---

Input

Input signal type	Current
Input signal (current)	AC/DC 0 ... 1 A (IN 1); AC/DC 0 ... 5 A (IN 2)
Frequency range	16 ... 400 Hz
Input resistance (current input)	47 mΩ (IN 1); 10 mΩ (IN 2)
Input current (max.)	10 A (IN 1; 5 s); 15 A (IN 2; 5 s)
Response threshold	2 mA (IN 1); 4 mA (IN 2)

Output (analog)

Output signal type	Current Voltage
Output signal (voltage)	0 ... 5 V; 1 ... 5 V; 0 ... 10 V; 2 ... 10 V
Output signal (current)	0 ... 10 mA; 2 ... 10 mA; 0 ... 20 mA; 4 ... 20 mA
Load impedance (voltage output)	≥ 2 kΩ (Temperature range restrictions may occur.)
Load impedance (current output)	≤ 600 Ω (Temperature range restrictions may occur.)

Output (digital)

Switching voltage (DO) max.	Supply voltage applied
Continuous current (DO) max.	100 mA (no internal restriction)
Number of switching thresholds (DO)	1 (adjustable)

Signal processing

Measurement method	True RMS measurement; Arithmetic mean value
Software filter (adjustable)	Moving average value (filter level: 30)
Step response (typ.)	60 ms

Measurement error

Transmission error (typ.)	≤ 0.1 % of upper-range value
Transmission error (max.)	≤ 0.4 % of upper-range value
Temperature coefficient	≤ 0.01 %/K

Power supply

Power supply type	24 VDC
Nominal supply voltage U_s	DC 24 V
Supply voltage range	±30 %
Current consumption at nominal supply voltage	≤ 40 mA (+ I_{DO})

Safety and protection

Protection type	IP20
-----------------	------

Test voltage

Test voltage (input/output/supply)	AC 2.5 kV; 50 Hz; 1 min
------------------------------------	-------------------------

Connection data

Connection technology	Push-in CAGE CLAMP®
Solid conductor	0.08 ... 2.5 mm ² / 28 ... 14 AWG
Fine-stranded conductor	0.34 ... 2.5 mm ² / 22 ... 14 AWG
Strip length	9 ... 10 mm / 0.35 ... 0.39 inches

Physical data

Width	6 mm / 0.236 inches
Height	94 mm / 3.701 inches
Depth from upper-edge of DIN-rail	97.8 mm / 3.85 inches

Mechanical data

Mounting type	DIN-35 rail
---------------	-------------

Material data

Insulation material (main housing)	Polyamide (PA66)
Flammability class per UL94	V0
Fire load	0.418 MJ
Weight	64 g

Environmental requirements

Ambient temperature (operation)	-25 ... +70 °C (at nominal current)
Ambient temperature (storage)	-40 ... +85 °C
Relative humidity	5 ... 95 % (no condensation permissible)
Operating altitude (max.)	2000 m

Standards and specifications

Conformity marking	CE
EMC immunity to interference	EN 61000-6-2
EMC emission of interference	EN 61000-6-4
Standards/specifications	EN 50121-3-2 DNV

Commercial data

Product Group	6 (INTERFACE ELECTRONIC)
eCl@ss 10.0	27-21-01-23
eCl@ss 9.0	27-21-01-23
ETIM 9.0	EC002475
ETIM 8.0	EC002475
PU (SPU)	1 pcs
Packaging type	Bag
Country of origin	DE
GTIN	4050821226734
Customs tariff number	85437090300

Environmental Product Compliance

CAS-No.	1303-86-2 1317-36-8 7439-92-1 75980-60-8 79-94-7 80-05-7
REACH Candidate List Substance	2,2',6,6'-tetrabromo-4,4'-isopropylidenediphenol 4,4'-isopropylidenediphenol Diboron trioxide Lead Lead monoxide Phosphine oxide, diphenyl(2,4,6-trimethylbenzoyl)-
RoHS Compliance Status	Compliant,With Exemption
RoHS Exemption	6(c) 7(a) 7(c)-I 7(c)-II
SCIP notification number (Austria)	50f64a02-d6d3-4adb-a7b9-f815da2344ad
SCIP notification number (Belgium)	0e04df68-4c33-4c78-ade6-82bf60716e8f
SCIP notification number (Bulgaria)	d1dc9f2a-4544-48c8-8c42-717ec18dc517
SCIP notification number (Czech Republic)	1a2ce406-9928-4d64-aeb5-27a0e58a61ff
SCIP notification number (Denmark)	4e1a4190-497b-4457-98c6-445a2a2407aa
SCIP notification number (Finland)	10e56fdb-95fd-4317-8b19-0eec048887fc
SCIP notification number (France)	0152e5b3-4bb3-407b-962c-95da92c8f591
SCIP notification number (Germany)	7d05eaec-2f49-4372-825c-639900cb0cfa
SCIP notification number (Hungary)	8a6d556b-a2a5-47d7-be2c-0f7f08b455aa
SCIP notification number (Italy)	80363ecc-0750-47b3-8adc-6d8d376cb109
SCIP notification number (Netherlands)	4c0930d7-0757-44b2-a2ac-a852f21c8101
SCIP notification number (Poland)	e163f598-e916-448a-8e77-616fb920165c
SCIP notification number (Romania)	c1c27efe-e372-4fb2-b5a4-5eac757ec01f
SCIP notification number (Sweden)	6a471be4-9d63-4d9d-9da5-8ddf090e997c

Approvals / Certificates

General approvals



Approval	Standard	Certificate Name
EAC GZO Almaty Standart	TP TC 020/2011	EAC CoC 03081
UL Underwriters Laboratories Inc. (ORDINARY LOCATIONS)	UL 508	E175199 Sec.4

Declarations of conformity and manufacturer's declarations

Approval	Standard	Certificate Name
EU-Declaration of Conformity WAGO GmbH & Co. KG	-	-

Approvals for marine applications



Approval	Standard	Certificate Name
BV Bureau Veritas S.A.	Rules for class. of Steel Ships	40179_B0
DNV DNV Germany GmbH	DNV-CG-0339,Aug.2021	TAA00001D1

Approvals for hazardous areas



Approval	Standard	Certificate Name
ATEX TUEV Nord Cert GmbH	EN 60079-0	TUEV14ATEX112692X (II 3G Ex ec IIC T4 Gc)
CCC CNEX	CNCA-C23-01	2020312310000210 (Ex ec IIC T4 Gc)
IECEx TUEV Nord Cert GmbH	-	IECEX TUN14.0030X
UKEx WAGO GmbH & Co. KG	EN 60079-0	WAGO22UKEX004X

Approvals for hazardous areas

UL	ANSI/ISA 12.12.01	E198726
Underwriters Laboratories Inc. (HAZARDOUS LOCATIONS)		

Downloads

Environmental Product Compliance

Compliance Search	
Environmental Product Compliance 857-550	↓

Documentation

Manual	
WAGO Current and Voltage Signal Conditioners and Power Measurement Modules	↓

Bid Text				
857-550	15.07.2019	xml	7.34 KB	↓
857-550	15.07.2019	docx	18.83 KB	↓
857-550	15.07.2019	pdf	77.51 KB	↓

Instruction Leaflet				
CCC Ex (Additional information)	26.04.2023	pdf	140.99 KB	↓
Messumformer und Trennverstärker	V 2.0.0 14.06.2023	pdf	2204.91 KB	↓

CAD/CAE-Data

CAD data	
2D/3D Models 857-550	↓

CAE data	
EPLAN Data Portal 857-550	↓
WSCAD Universe 857-550	↓
ZUKEN Portal 857-550	↓

Engineering-Software

Configuration and Commissioning Software

WAGO Interface Configuration Software G2 FULL	1.00.10.01 20.01.2022	exe 112213.07 KB	
WAGO Interface Configuration Software G2 SMALL	1.00.10.01 20.01.2022	exe 30238.22 KB	

1 Compatible Products

1.1 Optional Accessories

1.1.1 Cables and connectors

1.1.1.1 Communication cable



Item No.: 750-923/000-001
Configuration cable; USB connector;
Length: 5 m

1.1.2 Communication

1.1.2.1 Bluetooth



Item No.: 750-921
Bluetooth® Adapter

1.1.2.2 Communication cable



Item No.: 750-923
Configuration cable; USB connector;
Length: 2.5 m

1.1.3 Current transformer

1.1.3.1 Plug-in current transformer



Item No.: 855-305/300-501
Plug-in current transformer; Primary rated current 300 A; Secondary rated current: 5 A; Rated power: 5 VA; Accuracy class: 1



Item No.: 855-405/750-501
Plug-in current transformer; Primary rated current 750 A; Secondary rated current: 5 A; Rated power: 5 VA; Accuracy class: 1



Item No.: 855-301/100-201
Plug-in current transformer; Primary rated current: 100 A; Secondary rated current: 1 A; Rated power: 2.5 VA; Accuracy class: 1



Item No.: 855-305/100-201
Plug-in current transformer; Primary rated current: 100 A; Secondary rated current: 5 A; Rated power: 2.5 VA; Accuracy class: 1



Item No.: 855-501/1000-1001
Plug-in current transformer; Primary rated current: 1000 A; Secondary rated current: 1 A; Rated power: 10 VA; Accuracy class: 1



Item No.: 855-801/1000-1001
Plug-in current transformer; Primary rated current: 1000 A; Secondary rated current: 1 A; Rated power: 10 VA; Accuracy class: 1



Item No.: 855-505/1000-1001
Plug-in current transformer; Primary rated current: 1000 A; Secondary rated current: 5 A; Rated power: 10 VA; Accuracy class: 1



Item No.: 855-301/150-501
Plug-in current transformer; Primary rated current: 150 A; Secondary rated current: 1 A; Rated power: 5 VA; Accuracy class: 1

1.1.3.2 Split-core current transformer



Item No.: 855-4001/100-001
Split-core current transformer; Primary rated current: 100 A; Secondary rated current: 1 A; Rated power: 0.2 VA; Accuracy class: 1; Cable length: 3 m



Item No.: 855-3001/100-003
Split-core current transformer; Primary rated current: 100 A; Secondary rated current: 1 A; Rated power: 0.2 VA; Accuracy class: 3; Cable length: 3 m



Item No.: 855-5001/1000-000
Split-core current transformer; Primary rated current: 1000 A; Secondary rated current: 1 A; Rated power: 0.5 VA; Accuracy class: 0.5; Cable length: 5 m



Item No.: 855-5101/1000-000
Split-core current transformer; Primary rated current: 1000 A; Secondary rated current: 1 A; Rated power: 0.5 VA; Accuracy class: 0.5; Cable length: 5 m



Item No.: 855-5005/1000-000
Split-core current transformer; Primary rated current: 1000 A; Secondary rated current: 5 A; Rated power: 0.5 VA; Accuracy class: 0.5; Cable length: 3 m



Item No.: 855-5105/1000-000
Split-core current transformer; Primary rated current: 1000 A; Secondary rated current: 5 A; Rated power: 0.5 VA; Accuracy class: 0.5; Cable length: 3 m



Item No.: 855-4001/150-001
Split-core current transformer; Primary rated current: 150 A; Secondary rated current: 1 A; Rated power: 0.2 VA; Accuracy class: 1; Cable length: 3 m



Item No.: 855-4005/150-101
Split-core current transformer; Primary rated current: 150 A; Secondary rated current: 5 A; Rated power: 1 VA; Accuracy class: 1; Cable length: 0.5 m



Item No.: 855-4001/200-001
Split-core current transformer; Primary rated current: 200 A; Secondary rated current: 1 A; Rated power: 0.2 VA; Accuracy class: 0.5; Cable length: 3 m



Item No.: 855-3001/200-001
Split-core current transformer; Primary rated current: 200 A; Secondary rated current: 1 A; Rated power: 0.2 VA; Accuracy class: 1; Cable length: 3 m



Item No.: 855-4101/200-001
Split-core current transformer; Primary rated current: 200 A; Secondary rated current: 1 A; Rated power: 0.2 VA; Accuracy class: 1; Cable length: 3 m



Item No.: 855-3001/250-001
Split-core current transformer; Primary rated current: 250 A; Secondary rated current: 1 A; Rated power: 0.2 VA; Accuracy class: 1; Cable length: 3 m



Item No.: 855-4101/250-001
Split-core current transformer; Primary rated current: 250 A; Secondary rated current: 1 A; Rated power: 0.2 VA; Accuracy class: 1; Cable length: 3 m



Item No.: 855-5001/250-001
Split-core current transformer; Primary rated current: 250 A; Secondary rated current: 1 A; Rated power: 0.5 VA; Accuracy class: 1; Cable length: 5 m



Item No.: 855-4105/250-101
Split-core current transformer; Primary rated current: 250 A; Secondary rated current: 5 A; Rated power: 1 VA; Accuracy class: 1; Cable length: 0.5 m



Item No.: 855-4101/400-001
Split-core current transformer; Primary rated current: 400 A; Secondary rated current: 1 A; Rated power: 0.2 VA; Accuracy class: 1; Cable length: 3 m



Item No.: 855-5001/400-000
Split-core current transformer; Primary rated current: 400 A; Secondary rated current: 1 A; Rated power: 0.5 VA; Accuracy class: 0.5; Cable length: 5 m



Item No.: 855-5005/400-001
Split-core current transformer; Primary rated current: 400 A; Secondary rated current: 5 A; Rated power: 0.5 VA; Accuracy class: 1; Cable length: 3 m



Item No.: 855-4105/400-101
Split-core current transformer; Primary rated current: 400 A; Secondary rated current: 5 A; Rated power: 1 VA; Accuracy class: 1; Cable length: 0.5 m



Item No.: 855-3001/060-003
Split-core current transformer; Primary rated current: 60 A; Secondary rated current: 1 A; Rated power: 0.2 VA; Accuracy class: 3; Cable length: 3 m



Item No.: 855-5001/600-000
Split-core current transformer; Primary rated current: 600 A; Secondary rated current: 1 A; Rated power: 0.5 VA; Accuracy class: 0.5; Cable length: 5 m



Item No.: 855-5005/600-000
Split-core current transformer; Primary rated current: 600 A; Secondary rated current: 5 A; Rated power: 0.5 VA; Accuracy class: 0.5; Cable length: 3 m

1.1.4 Interface module

1.1.4.1 Interface adapters



Item No.: 857-980
Interface adapter; 16-pole; analog

1.1.5 Jumper

1.1.5.1 Jumper



Item No.: 281-482
Jumper; 2-way; insulated; gray



Item No.: 859-410/000-006
Jumper; for jumper slot; 10-way; insulated; blue



Item No.: 859-410
Jumper; for jumper slot; 10-way; insulated; light gray



Item No.: 859-410/000-005
Jumper; for jumper slot; 10-way; insulated; red



Item No.: 859-410/000-029
Jumper; for jumper slot; 10-way; insulated; yellow



Item No.: 859-402/000-006
Jumper; for jumper slot; 2-way; insulated; blue
































Item No.: 859-402
Jumper; for jumper slot; 2-way; insulated; light gray












Item No.: 859-402/000-005
Jumper; for jumper slot; 2-way; insulated; red

1.1.5.1 Jumper

 <p>Item No.: 859-402/000-029 Jumper; for jumper slot; 2-way; insulated; yellow</p>	 <p>Item No.: 859-403/000-006 Jumper; for jumper slot; 3-way; insulated; blue</p>	 <p>Item No.: 859-403 Jumper; for jumper slot; 3-way; insulated; light gray</p>	 <p>Item No.: 859-403/000-005 Jumper; for jumper slot; 3-way; insulated; red</p>
 <p>Item No.: 859-403/000-029 Jumper; for jumper slot; 3-way; insulated; yellow</p>	 <p>Item No.: 859-404/000-006 Jumper; for jumper slot; 4-way; insulated; blue</p>	 <p>Item No.: 859-404 Jumper; for jumper slot; 4-way; insulated; light gray</p>	 <p>Item No.: 859-404/000-005 Jumper; for jumper slot; 4-way; insulated; red</p>
 <p>Item No.: 859-404/000-029 Jumper; for jumper slot; 4-way; insulated; yellow</p>	 <p>Item No.: 859-405/000-006 Jumper; for jumper slot; 5-way; insulated; blue</p>	 <p>Item No.: 859-405 Jumper; for jumper slot; 5-way; insulated; light gray</p>	 <p>Item No.: 859-405/000-005 Jumper; for jumper slot; 5-way; insulated; red</p>
 <p>Item No.: 859-405/000-029 Jumper; for jumper slot; 5-way; insulated; yellow</p>	 <p>Item No.: 859-406/000-006 Jumper; for jumper slot; 6-way; insulated; blue</p>	 <p>Item No.: 859-406 Jumper; for jumper slot; 6-way; insulated; light gray</p>	 <p>Item No.: 859-406/000-005 Jumper; for jumper slot; 6-way; insulated; red</p>
 <p>Item No.: 859-406/000-029 Jumper; for jumper slot; 6-way; insulated; signal yellow</p>	 <p>Item No.: 859-407/000-006 Jumper; for jumper slot; 7-way; insulated; blue</p>	 <p>Item No.: 859-407 Jumper; for jumper slot; 7-way; insulated; light gray</p>	 <p>Item No.: 859-407/000-005 Jumper; for jumper slot; 7-way; insulated; red</p>
 <p>Item No.: 859-407/000-029 Jumper; for jumper slot; 7-way; insulated; yellow</p>	 <p>Item No.: 859-408/000-006 Jumper; for jumper slot; 8-way; insulated; blue</p>	 <p>Item No.: 859-408 Jumper; for jumper slot; 8-way; insulated; light gray</p>	 <p>Item No.: 859-408/000-005 Jumper; for jumper slot; 8-way; insulated; red</p>
 <p>Item No.: 859-408/000-029 Jumper; for jumper slot; 8-way; insulated; yellow</p>	 <p>Item No.: 859-409/000-006 Jumper; for jumper slot; 9-way; insulated; blue</p>	 <p>Item No.: 859-409 Jumper; for jumper slot; 9-way; insulated; light gray</p>	 <p>Item No.: 859-409/000-005 Jumper; for jumper slot; 9-way; insulated; red</p>
 <p>Item No.: 859-409/000-029 Jumper; for jumper slot; 9-way; insulated; yellow</p>			

1.1.6 Marking

1.1.6.1 Marker

 <p>Item No.: 793-5501 WMB marking card; as card; for terminal block width 5 - 17.5 mm; stretchable 5 - 5.2 mm; plain; snap-on type; white</p>	 <p>Item No.: 793-502 WMB marking card; as card; MARKED; 1 ... 10 (10x); not stretchable; Horizontal marking; snap-on type; white</p>	 <p>Item No.: 793-566 WMB marking card; as card; MARKED; 1 ... 50 (2x); not stretchable; Horizontal marking; snap-on type; white</p>	 <p>Item No.: 793-503 WMB marking card; as card; MARKED; 11 ... 20 (10x); not stretchable; Horizontal marking; snap-on type; white</p>
 <p>Item No.: 793-504 WMB marking card; as card; MARKED; 21 ... 30 (10x); not stretchable; Horizontal marking; snap-on type; white</p>	 <p>Item No.: 793-505 WMB marking card; as card; MARKED; 31 ... 40 (10x); not stretchable; Horizontal marking; snap-on type; white</p>	 <p>Item No.: 793-506 WMB marking card; as card; MARKED; 41 ... 50 (10x); not stretchable; Horizontal marking; snap-on type; white</p>	 <p>Item No.: 793-501 WMB marking card; as card; not stretchable; plain; snap-on type; white</p>
 <p>Item No.: 2009-115 WMB-Inline; for Smart Printer; 1500 pieces on roll; stretchable 5 - 5.2 mm; plain; snap-on type; white</p>			

1.1.6.2 Marking strip



Item No.: 2009-110

Marking strips; for Smart Printer; on reel; not stretchable; plain; snap-on type; white

1.1.7 Potential distribution

1.1.7.1 Current and voltage tap



Item No.: 855-1851/350-000

Current and voltage tap up to 185 mm²; Primary rated current: 350 A; Secondary rated current: 1 A; Rated power: 0.2 VA; Accuracy class: 0.5; fused



Item No.: 855-501/150-000

Current and voltage tap up to 50 mm²; Primary rated current: 150 A; Secondary rated current: 1 A; Rated power: 0.2 VA; Accuracy class: 0.5; fused



Item No.: 855-951/250-000

Current and voltage tap up to 95 mm²; Primary rated current: 250 A; Secondary rated current: 1 A; Rated power: 0.2 VA; Accuracy class: 0.5; fused

1.1.8 Power supply

1.1.8.1 Power supply unit



Item No.: 787-2852

Switched-mode power supply; 1-phase; 24 VDC output voltage; 1 A output current

1.1.9 Relay module

1.1.9.1 Relay module



Item No.: 857-304

Relay module; Nominal input voltage: 24 VDC; 1 changeover contact; Limiting continuous current: 6 A; Yellow status indicator; Module width: 6 mm; gray

1.1.10 Screwless end stop

1.1.10.1 Mounting accessories



Item No.: 249-117

Screwless end stop; 10 mm wide; for DIN-rail 35 x 15 and 35 x 7.5; gray



Item No.: 249-197

Screwless end stop; 14 mm wide; for DIN-rail 35 x 15 and 35 x 7.5; gray



Item No.: 249-116

Screwless end stop; 6 mm wide; for DIN-rail 35 x 15 and 35 x 7.5; gray

1.1.11 Terminal blocks

1.1.11.1 Supply module



Item No.: 857-979

Supply and through module

1.1.11.2 Through terminal block



Item No.: 857-979

Supply and through module

1.1.12 Tool

1.1.12.1 Operating tool




Item No.: 210-720


Operating tool; Blade: 3.5 x 0.5 mm; with a partially insulated shaft; multicoloured

Installation Notes

Configuring



Configuration via DIP switch




Configuration via WAGO Interface Configuration Software



Configuration via WAGO Interface Configuration App

Commoning



Commoning, not discrete wiring – Same outline allows use of a single in-line, push-in jumper.