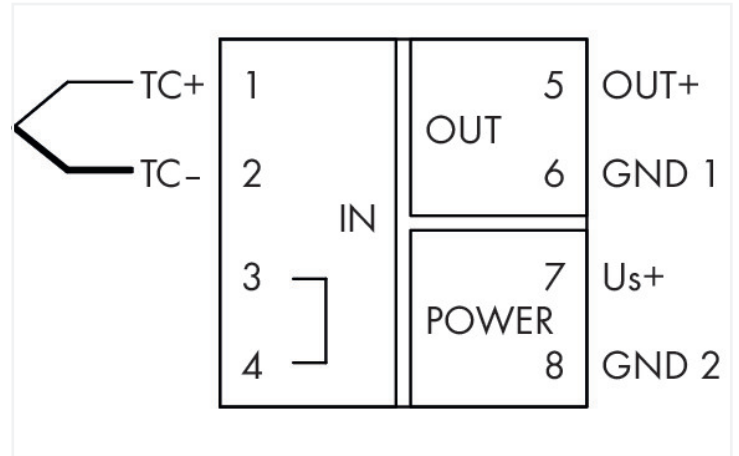



Data Sheet | Item Number: 857-810

Temperature signal conditioner for thermocouples; Current and voltage output signal; Configuration via DIP switch; Supply voltage: 24 VDC; 6 mm module width; light gray



<https://www.wago.com/857-810>



Color: light gray

857-810
DIP Switch Adjustability

DIP Switch S1

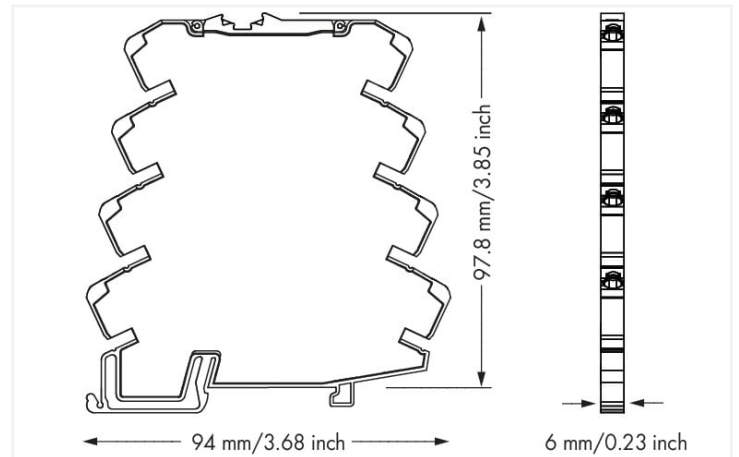
Dip Junction Compensation	Sensor type	Output signal	Measurement Range Underflow	Measurement Range Overflow	Wire Break		
1	2	3	4	5	6	7	8
on	J	0...20 mA	Lower limit of output range - 5%	Upper limit of output range + 2.5%	Upper limit of output range + 5%		
off	K	4...20 mA	Lower limit of output range	Upper limit of output range + 2.5%	Upper limit of output range + 5%		
		0...10 mA	Lower limit of output range	Upper limit of output range	Upper limit of output range + 5%		
		0...10 V	Lower limit of output range	Upper limit of output range	Upper limit of output range + 5%		
		2...10 V	Lower limit of output range	Upper limit of output range	Lower limit of output range		
		0...5 V	Lower limit of output range	Upper limit of output range	Lower limit of output range		
		1...5 V	Lower limit of output range	Upper limit of output range	Lower limit of output range		

DIP 9 and 10 n.c.

DIP Switch S2

Start Temperature					End Temperature														
1	2	3	4	5	6	7	8	9	10	1	2	3	4	5	6	7	8	9	10
°C	°C	°C	°C	°C	°C	°C	°C	°C	°C	°C	°C	°C	°C	°C	°C	°C	°C	°C	°C
0	50	100	150	200	225	250	275	300	325	350	375	400	425	450	475	500	525	550	575
°F	°F	°F	°F	°F	°F	°F	°F	°F	°F	°F	°F	°F	°F	°F	°F	°F	°F	°F	°F

The minimum distance from the start temperature to the end temperature may not fall short of 100K degrees on the Celsius (C) scale or 212K degrees on the Fahrenheit (F) scale.



Dimensions in mm

Short description:

WAGO's temperature signal conditioner records signals from thermocouples (type J, K) and converts the temperature signal into a standard analog signal at the output. **Features:**

- For type J and K thermocouples
- Cold junction compensation (On/Off)
- Calibrated measurement range switching
- Detects a sensor wire break
- Detects measurement range underflow/overflow
- Clipping capability for analog signal limitation to output end values
- 3-way electrical isolation with 2.5 kV test voltage

Technical data	
Configuration	
Configuration options	DIP switch
Input	
Input signal type	TC sensors

Input (TC sensors)

Sensor types (TC)	Type J Type K
Temperature measurement range (TC)	-200 ... 1200 °C (Type J); -200 ... 1350 °C (Type K)
Measurement span (TC) min.	100 K
Cold junction compensation	ON/OFF (default: ON)
Cold junction error	3 K (typ. 2 K)

Output (analog)

Output signal type	Current Voltage
Output signal (voltage)	0 ... 5 V; 1 ... 5 V; 0 ... 10 V; 2 ... 10 V
Output signal (current)	0 ... 10 mA; 2 ... 10 mA; 0 ... 20 mA; 4 ... 20 mA
Load impedance (voltage output)	$\geq 2 \text{ k}\Omega$
Load impedance (current output)	$\leq 600 \Omega$

Signal processing

Step response (typ.)	60 ms (cold junction compensation (Off)); 120 ms (Cold junction compensation (ON))
----------------------	---

Measurement error

Transmission error (typ.)	$\leq 0.1\%$ at max. measurement span (type J, K)
Transmission error for the set measurement range	$\leq (150 \text{ K}/\text{set measurement range [K]}) \%$
Temperature coefficient	$\leq 0.04 \text{ \%}/\text{K}$

Power supply

Power supply type	24 VDC
Nominal supply voltage U_s	DC 24 V
Supply voltage range	$\pm 30 \%$
Current consumption at nominal supply voltage	$\leq 40 \text{ mA}$

Safety and protection

Protection type	IP20
-----------------	------

Test voltage

Test voltage (input/output/supply)	AC 2.5 kV; 50 Hz; 1 min
------------------------------------	-------------------------

Connection data

Connection technology	Push-in CAGE CLAMP®
Solid conductor	0.08 ... 2.5 mm ² / 28 ... 14 AWG
Fine-stranded conductor	0.34 ... 2.5 mm ² / 22 ... 14 AWG
Strip length	9 ... 10 mm / 0.35 ... 0.39 inches

Physical data

Width	6 mm / 0.236 inches
Height	94 mm / 3.701 inches
Depth from upper-edge of DIN-rail	97.8 mm / 3.85 inches

Mechanical data

Mounting type	DIN-35 rail
---------------	-------------

Material data

Color	light gray
Insulation material (main housing)	Polyamide (PA66)
Flammability class per UL94	V0
Fire load	0.365 MJ
Weight	35.5 g

Environmental requirements

Ambient temperature (operation)	-25 ... +70 °C
Ambient temperature (storage)	-40 ... +85 °C
Relative humidity	5 ... 95 % (no condensation permissible)
Operating altitude (max.)	2000 m

Standards and specifications

Conformity marking	CE
EMC immunity to interference	EN 61000-6-2
EMC emission of interference	EN 61000-6-4
Standards/specifications	DNV

Commercial data

Product Group	6 (INTERFACE ELECTRONIC)
eCl@ss 10.0	27-21-01-29
eCl@ss 9.0	27-20-02-06
ETIM 9.0	EC002919
ETIM 8.0	EC002919
PU (SPU)	1 pcs
Packaging type	Bag
Country of origin	DE
GTIN	4045454470135
Customs tariff number	85437090300

Environmental Product Compliance


CAS-No.	1303-86-2 1317-36-8 7439-92-1 75980-60-8 79-94-7
REACH Candidate List Substance	2,2',6,6'-tetrabromo-4,4'-isopropylidenediphenol Diboron trioxide Lead Lead monoxide Phosphine oxide, diphenyl(2,4,6-trimethylbenzoyl)-
RoHS Compliance Status	Compliant,With Exemption
RoHS Exemption	6(c) 7(a) 7(c)-I 7(c)-II
SCIP notification number (Austria)	694a8dfe-c43e-47d6-ad52-996c633f9655
SCIP notification number (Belgium)	296545de-031d-4d5e-a5a5-dfddc192cdf7
SCIP notification number (Bulgaria)	c1b7b523-92f8-47da-850c-8c4c882c490d
SCIP notification number (Czech Republic)	e269576b-40b6-4b8e-a730-b20f6c4642ba
SCIP notification number (Denmark)	adf6ed2d-abff-4125-bf6c-c121e8fca395
SCIP notification number (Finland)	5021c540-639b-4fdb-88aa-4c5ba154c53e
SCIP notification number (France)	ca2c2545-875b-4634-b7a2-589c69c41520
SCIP notification number (Germany)	ba87344e-9f0c-4f92-8d9b-a3c90deeb4cc
SCIP notification number (Hungary)	62c2d5b3-a430-476c-810d-c2bfb1e4d555
SCIP notification number (Italy)	7dccf9c7-af48-427e-8cf4-62ec1cfc9737

Environmental Product Compliance

SCIP notification number (Netherlands)	9d300dab-2d6b-4501-8a24-bc26ad68f589
SCIP notification number (Poland)	Odd42d60-44a1-435a-b52e-47b29f5d6be4
SCIP notification number (Romania)	64b5849a-efc7-4fa8-9d9c-d6e400e9cc32
SCIP notification number (Sweden)	be28f513-6c89-4361-b6f3-1dba6122eca2

Approvals / Certificates


General approvals **Declarations of conformity and manufacturer's declarations**



Approval	Standard	Certificate Name
EAC GZO Almaty Standart	TP TC 020/2011	EAC CoC 03081
UL Underwriters Laboratories Inc. (ORDINARY LOCATIONS)	UL 508	E175199 Sec.4


Approval	Standard	Certificate Name
EU-Declaration of Conformity WAGO GmbH & Co. KG	-	-

Approvals for marine applications



Approval	Standard	Certificate Name
BV Bureau Veritas S.A.	Rules for class. of Steel Ships	40179_B0
DNV DNV Germany GmbH	DNV-CG-0339, Aug. 2021	TAA00001D1

Approvals for hazardous areas




Approval	Standard	Certificate Name
CCC CNEX	CNCA-C23-01	2020312310000210 (Exec IIC T4 Gc)
IECEx TUEV Nord Cert GmbH	-	IECEx TUN14.0030X
UKEx WAGO GmbH & Co. KG	EN 60079-0	WAGO22UKEX004X
UL Underwriters Laboratories Inc. (HAZARDOUS LOCATIONS)	ANSI/ISA 12.12.01	E198726

Downloads

Environmental Product Compliance

Compliance Search

Environmental Product Compliance 857-810 

Documentation

Bid Text				Instruction Leaflet			
857-810	19.02.2019	xml 5.73 KB		CCC Ex (Additional information)	26.04.2023	pdf 140.99 KB	
857-810	20.02.2019	docx 17.11 KB		Messumformer und Trennverstärker		pdf 2348.53 KB	

CAD/CAE-Data

CAD data	CAE data
2D/3D Models 857-810	EPLAN Data Portal 857-810
	WSCAD Universe 857-810
	ZUKEN Portal 857-810

1 Compatible Products

1.1 Optional Accessories

1.1.1 Installation

1.1.1.1 Mounting accessories



Item No.: 249-117

Screwless end stop; 10 mm wide; for DIN-rail 35 x 15 and 35 x 7.5; gray

Item No.: 249-197

Screwless end stop; 14 mm wide; for DIN-rail 35 x 15 and 35 x 7.5; gray

Item No.: 249-116

Screwless end stop; 6 mm wide; for DIN-rail 35 x 15 and 35 x 7.5; gray

1.1.2 Interface module

1.1.2.1 Interface adapters



Item No.: 857-980

Interface adapter; 16-pole; analog

1.1.3 Jumper

1.1.3.1 Jumper



Item No.: 281-482

Jumper; 2-way; insulated; gray

Item No.: 859-410/000-006

Jumper; for jumper slot; 10-way; insulated; blue

Item No.: 859-410

Jumper; for jumper slot; 10-way; insulated; light gray

Item No.: 859-410/000-005

Jumper; for jumper slot; 10-way; insulated; red



Item No.: 859-410/000-029

Jumper; for jumper slot; 10-way; insulated; yellow

Item No.: 859-402/000-006

Jumper; for jumper slot; 2-way; insulated; blue






























Item No.: 859-402

Jumper; for jumper slot; 2-way; insulated; light gray

Item No.: 859-402/000-005










Jumper; for jumper slot; 2-way; insulated; red

1.1.3.1 Jumper

 Item No.: 859-402/000-029 Jumper; for jumper slot; 2-way; insulated; yellow	 Item No.: 859-403/000-006 Jumper; for jumper slot; 3-way; insulated; blue	 Item No.: 859-403 Jumper; for jumper slot; 3-way; insulated; light gray	 Item No.: 859-403/000-005 Jumper; for jumper slot; 3-way; insulated; red
 Item No.: 859-403/000-029 Jumper; for jumper slot; 3-way; insulated; yellow	 Item No.: 859-404/000-006 Jumper; for jumper slot; 4-way; insulated; blue	 Item No.: 859-404 Jumper; for jumper slot; 4-way; insulated; light gray	 Item No.: 859-404/000-005 Jumper; for jumper slot; 4-way; insulated; red
 Item No.: 859-404/000-029 Jumper; for jumper slot; 4-way; insulated; yellow	 Item No.: 859-405/000-006 Jumper; for jumper slot; 5-way; insulated; blue	 Item No.: 859-405 Jumper; for jumper slot; 5-way; insulated; light gray	 Item No.: 859-405/000-005 Jumper; for jumper slot; 5-way; insulated; red
 Item No.: 859-405/000-029 Jumper; for jumper slot; 5-way; insulated; yellow	 Item No.: 859-406/000-006 Jumper; for jumper slot; 6-way; insulated; blue	 Item No.: 859-406 Jumper; for jumper slot; 6-way; insulated; light gray	 Item No.: 859-406/000-005 Jumper; for jumper slot; 6-way; insulated; red
 Item No.: 859-406/000-029 Jumper; for jumper slot; 6-way; insulated; signal yellow	 Item No.: 859-407/000-006 Jumper; for jumper slot; 7-way; insulated; blue	 Item No.: 859-407 Jumper; for jumper slot; 7-way; insulated; light gray	 Item No.: 859-407/000-005 Jumper; for jumper slot; 7-way; insulated; red
 Item No.: 859-407/000-029 Jumper; for jumper slot; 7-way; insulated; yellow	 Item No.: 859-408/000-006 Jumper; for jumper slot; 8-way; insulated; blue	 Item No.: 859-408 Jumper; for jumper slot; 8-way; insulated; light gray	 Item No.: 859-408/000-005 Jumper; for jumper slot; 8-way; insulated; red
 Item No.: 859-408/000-029 Jumper; for jumper slot; 8-way; insulated; yellow	 Item No.: 859-409/000-006 Jumper; for jumper slot; 9-way; insulated; blue	 Item No.: 859-409 Jumper; for jumper slot; 9-way; insulated; light gray	 Item No.: 859-409/000-005 Jumper; for jumper slot; 9-way; insulated; red
 Item No.: 859-409/000-029 Jumper; for jumper slot; 9-way; insulated; yellow			

1.1.4 Marking

1.1.4.1 Marker

 Item No.: 793-5501 WMB marking card; as card; for terminal block width 5 - 17.5 mm; stretchable 5 - 5.2 mm; plain; snap-on type; white	 Item No.: 793-502 WMB marking card; as card; MARKED; 1 ... 10 (10x); not stretchable; Horizontal marking; snap-on type; white	 Item No.: 793-566 WMB marking card; as card; MARKED; 1 ... 50 (2x); not stretchable; Horizontal marking; snap-on type; white	 Item No.: 793-503 WMB marking card; as card; MARKED; 11 ... 20 (10x); not stretchable; Horizontal marking; snap-on type; white
 Item No.: 793-504 WMB marking card; as card; MARKED; 21 ... 30 (10x); not stretchable; Horizontal marking; snap-on type; white	 Item No.: 793-505 WMB marking card; as card; MARKED; 31 ... 40 (10x); not stretchable; Horizontal marking; snap-on type; white	 Item No.: 793-506 WMB marking card; as card; MARKED; 41 ... 50 (10x); not stretchable; Horizontal marking; snap-on type; white	 Item No.: 793-501 WMB marking card; as card; not stretchable; plain; snap-on type; white
 Item No.: 2009-115 WMB-Inline; for Smart Printer; 1500 pieces on roll; stretchable 5 - 5.2 mm; plain; snap-on type; white			

1.1.4.2 Marking strip



Item No.: 2009-110

Marking strips; for Smart Printer; on reel; not stretchable; plain; snap-on type; white

1.1.5 Power supply

1.1.5.1 Power supply



Item No.: 787-2852

Switched-mode power supply; 1-phase; 24 VDC output voltage; 1 A output current

1.1.6 Terminal blocks

1.1.6.1 Supply module



Item No.: 857-979

Supply and through module

1.1.6.2 Through terminal block



Item No.: 857-979

Supply and through module

1.1.7 Tool

1.1.7.1 Operating tool




Item No.: 210-720

Operating tool; Blade: 3.5 x 0.5 mm; with a partially insulated shaft; multicoloured


Installation Notes

Configuring



Configuration via DIP switch

Commoning



Commoning, not discrete wiring – Same outline allows use of a single in-line, push-in jumper.