



**Control stations
and accessories**
PLatinum

 **Lovato**
electric

ENERGY AND AUTOMATION

Without actuators



LPZ P1 A5



LPZ P3 A8

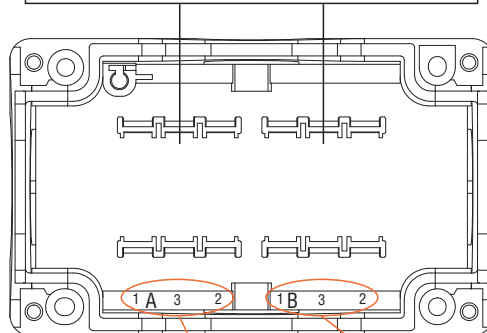
new

Order code	Description	Cover colour	Q.ty per pkg	Wt
			n°	[kg]
LPZ P1 A5	For 1 actuator	Yellow	1	0.100
LPZ P1 A8	For 1 actuator	Grey	1	0.100
LPZ P2 A8	For 2 actuators	Grey	1	0.140
LPZ P3 A8	For 3 actuators	Grey	1	0.170
LPZ P4 A8	For 4 actuators	Grey	1	①
LPZ P5 A8	For 5 actuators	Grey	1	①
LPZ P6 A8	For 6 actuators	Grey	1	①

① Contact Customer Service for details (Tel. +39 035 4282422; email: service@LovatoElectric.com).

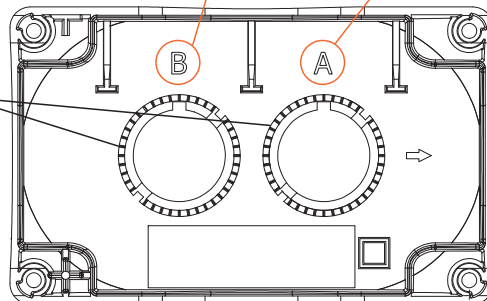
Control station base

Fixing structures for contact and/or lamp-holder elements
For each actuator: Maximum of 3 contacts or 2 contacts and 1 lamp holder



Control station cover (inside view)

Easy identification reference
For actuator and corresponding contacts and/or lamp holder



Anti-loosening action
Anti-rotation indents to enhance fixing ring gripping over time

General characteristics

CONTROL STATIONS WITHOUT ACTUATOR

- 1 to 6 cutouts
- Compact dimensions
- Easy wiring for base-mount contacts and lamp holders (see the following page); possible use of screw and spring-clamp terminal contacts or lamp holders on the inside surface of the cover using LPX AU120 mounting adapter
- Numerous cable entries.

CONTROL STATIONS WITH ACTUATOR

Standard supplied with actuator, label holder, STOP legend label, excluding types with yellow cover, and one base-mount NC contact.

Operational characteristics

- Cable entry:
 - LPZ P1... knockouts:
 - M16/PG11 (1 at rear and 1 on left side)
 - M20/M25/PG13.5/M20 (1 on top and 1 at bottom)
 - LPZ P2 A8 knockouts:
 - M16/PG11 (2 at rear)
 - M20/PG13.5 (1 on each side)
 - M20/M25/PG13.5/M20 (1 on top and 1 at bottom)
 - LPZ P3/P4/P5/P6 A8 knockouts:
 - M16/PG11 (2 at rear)
 - M20/PG13.5 (2 on each side)
 - M20/M25/PG13.5/M20 (1 on top and 1 at bottom)
- Any mounting position is allowed.
- Tightening torque of cover screws Tmax: 1.6Nm/14lbin
- Ambient conditions:
 - Operating temperature: -25...+70°C
 - Storage temperature: -40...+85°C
- Degree of protection:
 - Per IEC/EN: IP66, IP67 and IP69K
 - Per UL/CSA: Type 1, 2, 3R, 4 4X, 12, 12K.

Materials

Polycarbonate.

Certifications and compliance

Certifications pending completion: cULus, CCC, RINA, GOST.
Compliant with standards: IEC/EN 60947-1, IEC/EN 60947-5-1, UL508A for types without actuators / UL508 for types complete with actuator, CSA C22.2 n° 14.

With one actuator



LPZ P1 B8 02



LPZ P1 B5 03

new

Order code	Control station description	Actuator description	Q.ty per pkg	Wt
			n°	[kg]
LPZ P1 B8 01	Grey, 1 cutout LPZ P1 A8	Mushroom-head button LPC B6744 with STOP legend	1	0.150
LPZ P1 B8 02	Grey, 1 cutout LPZ P1 A8	Mushroom-head button LPC B6344 with STOP legend	1	0.135
LPZ P1 B5 02	Yellow, 1 cutout LPZ P1 A5	Emergency stop button LPC B6344	1	0.135
LPZ P1 B5 03①	Yellow, 1 cutout LPZ P1 A5	Emergency stop button LPC B6644	1	0.150

① Version with red emergency stop with turn to release, yellow cover compliant with ISO 13840.

Contact elements



LPX CB...

new

Order code	Function	Q.ty per pkg	Wt
		n°	[kg]
Screw termination. Direct snap-on mounting on LPZ... control station base.			
LPX CB100	NO	10	0.012
LPX CB01	NC	10	0.012

ⓘ Not suitable for push-push actuators.
Ⓢ Direct opening operation Ⓣ in accordance with IEC/EN 60947-5-1.

LED intergrated lamp-holder elements steady light



LPX LPB...

new

Order code	Rated auxiliary supply voltage	LED colour	Q.ty per pkg	Wt	
	[V]		n°	[kg]	
Screw termination. Steady light. Direct snap-on mounting on LPZ... control station base.					
LPX LPB B3	12-30VAC/DC	Green	10	0.016	
LPX LPB B4		Red	10	0.016	
LPX LPB B5		Yellow	10	0.016	
LPX LPB B6		Blue	10	0.016	
LPX LPB B8		White	10	0.016	
LPX LPB E3		85-140VAC	Green	10	0.016
LPX LPB E4			Red	10	0.016
LPX LPB E5			Yellow	10	0.016
LPX LPB E6	Blue		10	0.016	
LPX LPB E8	White		10	0.016	
LPX LPB M3	185-265VAC		Green	10	0.016
LPX LPB M4			Red	10	0.016
LPX LPB M5			Yellow	10	0.016
LPX LPB M6		Blue	10	0.016	
LPX LPB M8		White	10	0.016	

Protection against stray currents in wiring and flickering phenomenon reduction

Marking accessories



LPX AU100

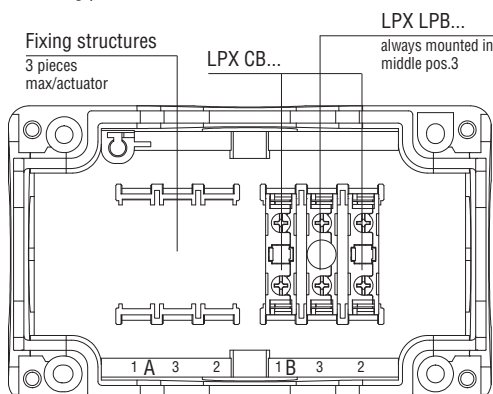


LPX AU110

Order code	Description	Q.ty per pkg	Wt
		n°	[kg]
LPX AU100	Legend holder for blank or engraved plastic label	50	0.001
LPX AU109	Engravable silver plastic label for LPX AU100 holder	50	0.002
LPX AU110	EMERGENCY STOP adhesive label (34.5x65mm/1.4x2.6")	12	0.001
General labels for LPX AU100 holder ⓘ.			
8 LM2T AGB225	START	50	0.001
8 LM2T AGB230	STOP	50	0.001

ⓘ Plastic labels are available in different languages.
Refer to the general catalogue or contact Customer Service (Tel. +39 035 4282422; email: service@LovatoElectric.com).

Mounting position on the LPZ... control station base



Operational characteristics

- Ambient conditions:
 - Operating temperature: -25...+70°C
 - Storage temperature: -40...+85°C
- Any mounting position is allowed
- Snap on mounted on LPZ... control station base in fixing structures
- Maximum of 3 LPX CB... contacts or 2 LPX CB... contacts and 1 LPX LPB... lamp holder (in middle pos. 3) for each actuator of LPZ... control stations
- Degree of protection IEC/EN IP20
- Tightening torque Tmax: 1Nm/9lbin.

General characteristics

CONTACT ELEMENTS
Wiping action and dual scaping-oscillating effect
IEC rated insulation voltage: 690V
IEC rated thermal current Ith: 10A
Conductivity: 1mA 5V
UL/CSA and IEC/EN 60947-5-1 designation: A600 Q600
IEC/EN operational characteristics in AC15 category:

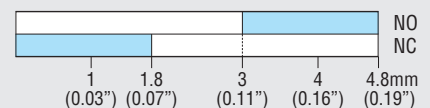
[V]	12	24	48	120	240	400	480	500	600
[A]	6	6	6	6	3	1.9	1.5	1.4	1.2

IEC/EN operational characteristics in DC13 category:

[V]	12	24	48	125	250	440	500	600
[A]	3	3	1.5	0.55	0.27	0.15	0.13	0.1

Short circuit protection fuse: max calibre 10A gG/SC
Contact resistance: ≤20mΩ
Terminals: Clamp screw and washer.

Stroke of contact elements



■ Closed contact □ Open contact


Mechanical and electrical endurance of contact elements

Opening force: ≤0.5kg / 1.1lb
Electrical life: LPX CB10 1,000,000 cycles
LPX CB01 1,000,000 cycles.

LAMP-HOLDER ELEMENTS

- Rated auxiliary supply voltage: 12-30VAC/DC; 85-140VAC; 185-265VAC
- Maximum consumption: 17mA (12-30VAC/DC) 20mA (85-140VAC) 17mA (185-265VAC)
- Protection:
 - Against over voltages
 - Against stray currents in wiring
 - Withstand to vibrations
 - Flickering phenomenon reduction
- Electrical life: 100,000 hours.

Wiring diagram



Maximum conductor cross section

1 or 2 2.5mm² or AWG14 cables.

Certifications and compliance

Certifications obtained: UL Listed for USA and Canada (cULus – File E93601), as Auxiliary Devices.
Certifications pending completion: CCC, RINA, GOST.
Compliant with standards: IEC/EN 60947-1, IEC/EN 60947-5-1, UL508, CSA C22.2 n°14.




Single-phase AC motor drives VE1... types



Three-phase AC motor drives VFS... types



Ø22mm USB communication interfaces



Contact and LED lamp-holder elements with spring-clamp terminals



www.LovatoElectric.com

LOVATO ELECTRIC S.P.A.
VIA DON E. MAZZA, 12 - 24020 GORLE (BERGAMO) ITALY
Tel. +39 035 4282111 Fax +39 035 4282200
E-mail: info@LovatoElectric.com

Sales Department: Tel. +39 035 4282354 - Fax +39 035 4282400

ENERGY AND AUTOMATION

LOVATO Electric offices in the world

United Kingdom
LOVATO ELECTRIC LTD
Tel. +44 8458 110023
www.Lovato.co.uk

Czech Republic
LOVATO ELECTRIC S.R.O.
Tel. +420 226 203203
www.LovatoElectric.cz

Germany
LOVATO ELECTRIC GmbH
Tel. +49 7243 7669370
www.LovatoElectric.de

USA
LOVATO ELECTRIC INC
Tel. +1 757 5454700
www.LovatoUsa.com

Spain
LOVATO ELECTRIC S.L.U.
Tel. +34 93 7812016
www.LovatoElectric.es

Canada
LOVATO ELECTRIC CORP.
Tel. +1 450 6819200
www.Lovato.ca

Poland
LOVATO ELECTRIC SP. Z O.O.
Tel. +48 71 7979010
www.LovatoElectric.pl

United Arab Emirates
LOVATO ELECTRIC ME FZE
Tel. +971 4 3712713
www.LovatoElectric.ae

Turkey
LOVATO ELEKTRİK LTD
Tel. +90 216 5401426-27
www.LovatoElectric.com.tr

The products described in this publication are subject to be revised or improved at any moment. Catalogue descriptions and details, such as technical and operational data, drawings, diagrams and instructions, etc., do not have any contractual value. In addition, products should be installed and used by qualified personnel and in compliance with the regulations in force for electrical systems in order to avoid damages and safety hazards.