

MITO  Led

Lighting to Save




MITO Led is a High Bay lighting fixture ideal for replacing existing inefficient installations, or for new buildings.

MITO Led is easy to install, optimizes energy cost saving and keeps installation costs to a minimum.

Easy connection system

Safe and immediate fixture replacement



High heat dissipation

Unique helical heat sink design provides efficient heat dissipation



Safe and long life

Leds are located around the fixture perimeter away from the control gear heat source
Expected lifetime >50.000h



Energy saving in your control

1-10 V standard
DALI on request



Solutions for every application



Pendant suspension
as standard with "extra wide" and "narrow beam" fixtures

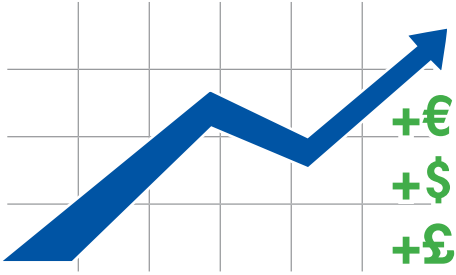
Double chain suspension
as standard with "elliptical beam" fixture, otherwise order code **810997**

Adjustable suspension
code **810996**

Ceiling mounting
code **810998**

Horizontal pole mounted
code **810995**

Catenary wire suspension
code **810994**



COST SAVINGS WITHIN 2 YEARS

Calculate your savings on mitoled.com

Ideal for all applications thanks to the many beam distribution options and multiple accessories for installation. MITO Led is compact and lightweight and can be used up to 15 mt mounting height.



Tailored light output

Luminous flux from 13.230 lm to 26.460 lm

Solid and robust body

Die-cast aluminium fixture with anti-corrosion treatment - IP66

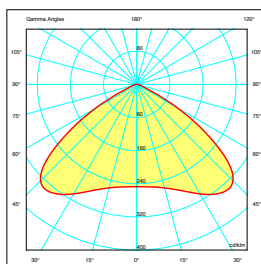
Maximum protection

Extra clear glass or polycarbonate diffuser option

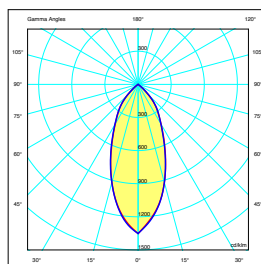
Emergency versions are available 1-3 h complete with battery and inverter



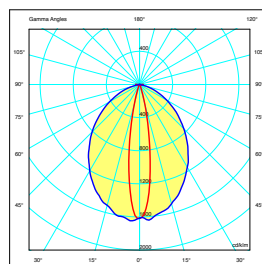
Adjustable bracket code 810999 as standard with asymmetrical beam



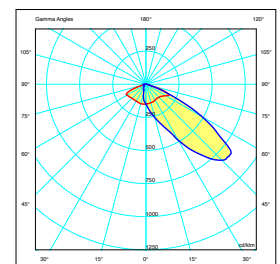
Symmetrical light distribution extra wide beam






Symmetrical light distribution narrow beam



Elliptical light distribution



Asymmetrical light distribution

Application	Diffuser	Version	Lighting distribution	Range			
				13.230lm	17.640lm	22.050lm	26.460lm
				102W	135W	169W	203W
 For industrial use	Glass	1-10 V dimmable standard	Extra wide	810090	810020	810050	810080
			Narrow	810091	810021	810051	810081
			Elliptical	810092	810022	810052	810082
		Emergency 1-3 h*	Extra wide	810190	810120	810150	810180
			Narrow	810191	810121	810151	810181
			Elliptical	810192	810122	810152	810182
 For use in food industry (HACCP)	Polycarbonate	1-10 V dimmable standard	Extra wide	810093	810023	810053	810083
			Narrow	810094	810024	810054	810084
			Elliptical	810095	810025	810055	810085
		Emergency 1-3 h*	Extra wide	810193	810123	810153	810183
			Narrow	810194	810124	810154	810184
			Elliptical	810195	810125	810155	810185
 For external use	Glass	1-10 V dimmable standard	Asymmetrical	810296	810226	810256	810286



*to be coupled with the box for emergency:
 code 810992 for 1 h
 code 810991 for 3 h



ALL ICS (Intelligent Control System)
 on request for all the MITO Led codes.

55597E